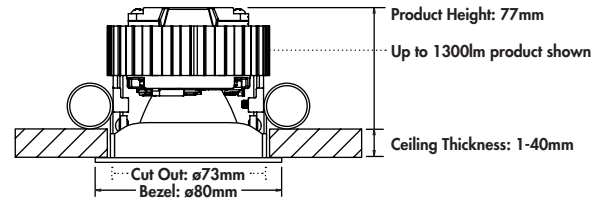


Imp Pin Hole

Imp Series



- Precision diecast aluminium construction.
- Constant force springs fixing mechanism.
- For use in ceilings up to 40mm deep.
- Deep set bezel for optimal glare control.
- A wide choice of:
 - Lumen Outputs
 - Colour Temperature
 - Beam Angles
 - Colour Fidelity Options
 - Accessories



Product Options

Light Source



XTM

XOB

Output



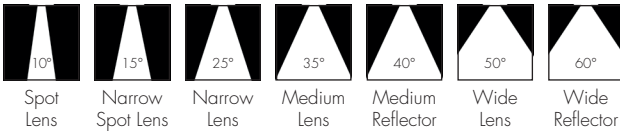
Colour Temperature




Colour Fidelity




Beam Angle



Bezel Colour



Accessories



Honeycomb Louvre Clear Glass Lens Softening Glass Lens Spreader Lens

Product Builder

	Availability	XTM	XOB
Light Source			
(XT)	XTM	○	-
(XO)	XOB	-	○
Lumen Output			
(05)	500lm	○	○
(07)	700lm	○	○
(10)	1000lm	○	○
(13)	1300lm	○	○
(20)	2000lm	○	○
(30)	3000lm	○	○
Colour Temperature			
(22)	2200k	○	-
(27)	2700k	○	○
(30)	3000k	○	○
(35)	3500k	○	-
(40)	4000k	○	○
(56)	5600k	○	-
Colour Fidelity			
(80)	CRI 80+	○	-
(98)	CRI 98	○	-
(V8)	Vibrancy 80	○	-
(V9)	Vibrancy 98	○	-
(90)	Designer Series 90	○	○
(BT)	Beauty Series	○	-
Beam Angle			
(SL)	Spot Lens 10°	-	○
(2L)	Narrow Spot Lens 15°	○	○
(NL)	Narrow Lens 25°	○	○
(ML)	Medium Lens 35°	○	○
(MR)	Medium Reflector 40°	○	○
(WL)	Wide Lens 50°	○	○
(WR)	Wide Reflector 60°	○	○
Colour			
(W)	White	○	○
(B)	Black	○	○
(N)	Satin Nickel	○	○
(P)	Custom Colour	○	○
Control			
/DD	DAI		
/DP	DALI Pro		
/DA	1-10v		
/AP	0.1-10v		
/PH	Phase		
/BX	BLE Xicato		
/BC	BLE Casambi		
Accessories			
/HL	Honeycomb Louvre		
/CG	Clear Glass		
/SL	Softening Lens		
/RG	Spread Lens		
Emergency			
/M3	3 hour Maintained		
/ST	Self Test		
/DE	DALI Emergency		
Key			
Available		○	
Not Available		-	

Imp Pin Hole - XOB

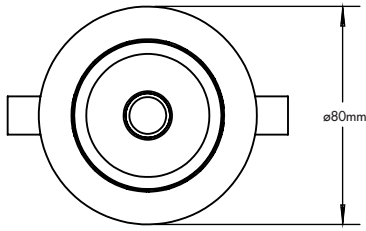
Colour Fidelity		Designer Series CRI90						
		500lm	700lm	1000lm	1300lm	2000lm	3000lm	4000lm
Lumen Output								
Colour Temperature								
2700k	(27)	●	●	○	○	⊙	○	-
3000k	(30)	●	●	○	○	⊙	○	-
4000k	(40)	●	●	○	○	⊙	○	-
Beam Angle								
Spot Lens 10°	(SL)	●	●	-	-	-	-	-
Narrow Spot Lens 15°	(2L)	●	●	○	○	-	-	-
Narrow Lens 25°	(NL)	●	●	○	○	-	-	-
Medium Lens 35°	(ML)	●	●	○	○	⊙	-	-
Medium Reflector 45°	(MR)	●	●	○	○	⊙	○	-
Wide Lens 55°	(WL)	●	●	○	○	⊙	-	-
Wide Reflector 60°	(WR)	●	●	○	○	⊙	○	-
Bezel Colour								
White	(W)	●	●	○	○	⊙	○	-
Black	(B)	●	●	○	○	⊙	○	-
Satin Nickel	(N)	●	●	○	○	⊙	○	-
Custom Colour	(P)	●	●	○	○	⊙	○	-
Control								
Standard		●	●	○	○	⊙	○	-
DAII	/DD	●	●	○	○	⊙	○	-
DAII Pro	/DP	●	●	○	○	⊙	○	-
1-10v	/DA	●	●	○	○	⊙	○	-
0.1-10v	/AP	●	●	○	○	⊙	○	-
Phase	/PH	●	●	○	○	⊙	○	-
Bluetooth Casambi	/BC	●	●	○	○	⊙	○	-
Bluetooth Xicato	/BX	●	●	○	○	⊙	○	-
Emergency								
3hrs Maintained	/M3	●	●	○	○	⊙	○	-
Self Test	/ST	●	●	○	○	⊙	○	-
DAII Emergency	/DE	●	●	○	○	⊙	○	-
Accessories								
Honeycomb Louvre	/HL	●	●	○	○	⊙	○	-
Clear Glass Lens	/CG	●	●	○	○	⊙	○	-
Softening Lens	/SL	●	●	○	○	⊙	○	-
Spread Lens	/RS	●	●	○	○	⊙	○	-

Key

- Available with all beam angles.
- Not available with Spot Lens 10° (SL)
- ⊙ Not available with Spot Lens 10° (SL) / Narrow Spot Lens 15° (2L) / Narrow Lens 25° (NL)
- Not available with Spot Lens 10° (SL) / Narrow Spot Lens 15° (2L) / Narrow Lens 25° (NL) / Medium Lens 35° (ML) / Wide Lens 55° (WL)
- Not available

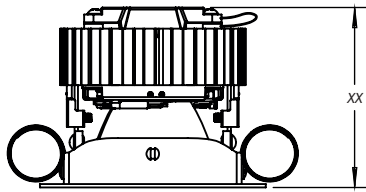
Imp Pin Hole

Dimensions



Ceiling cutout: $\varnothing 73\text{mm}$
 Max ceiling thickness: 1 - 40mm

XTM - Product Height



Medium Lens 35° / Wide Lens 50°

	CRI80+ / Vibrancy 80	Designer Series CRI90	CRI98 / Vibrancy 98 / Beauty Series
500lm	67mm	67mm	67mm
700lm	84mm	84mm	84mm
1000lm	84mm	84mm	84mm
1300lm	84mm	84mm	84mm
2000lm	114mm	114mm	114mm

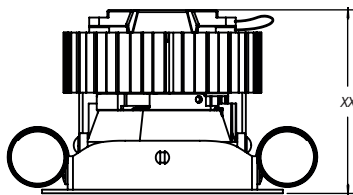
Narrow Spot Lens 15° / Narrow Lens 25°

	CRI80+ / Vibrancy 80	Designer Series CRI90	CRI98 / Vibrancy 98 / Beauty Series
500lm	67mm	84mm	84mm
700lm	114mm	84mm	84mm
1000lm	84mm	134mm	134mm
1300lm	134mm	134mm	-

Medium Reflector 40° / Wide Reflector 60°

	CRI80+ / Vibrancy 80	Designer Series CRI90	CRI98 / Vibrancy 98 / Beauty Series
500lm	67mm	67mm	67mm
700lm	84mm	84mm	84mm
1000lm	84mm	84mm	84mm
1300lm	84mm	84mm	84mm
2000lm	114mm	114mm	114mm
3000lm	134mm	-	-

XOB - Product Height



Medium Lens 40° / Wide Lens 55°

	Designer Series CRI90
500lm	67mm
700lm	81mm
1000lm	81mm
1300lm	81mm
2000lm	111mm

Spot Lens 10° / Narrow Spot Lens 15° / Narrow Lens 25°

	Designer Series CRI90
500lm	67mm
700lm	81mm
1000lm	81mm
1300lm	81mm

Medium Reflector 45° / Wide Reflector 60°

	Designer Series CRI90
500lm	75mm
700lm	75mm
1000lm	75mm
1300lm	75mm
2000lm	105mm
3000lm	105mm

Imp Pin Hole

Circuit Wattage

XTM - Total Circuit Wattage

Narrow Spot Lens 15° / Narrow Lens 25°

	CRI80+ / Vibrancy 80	Designer Series CRI90	CRI98 / Vibrancy 98 / Beauty Series
500lm	6.7W	6.7W	9.0W
700lm	9.0W	9.0W	12.9W
1000lm	12.9W	12.9W	18.4W
1300lm	18.4W	18.4W	-

Medium Lens 35° / Wide Lens 50°

	CRI80+ / Vibrancy 80	Designer Series CRI90	CRI98 / Vibrancy 98 / Beauty Series
500lm	4.4W	5.2W	5.6W
700lm	6.0W	6.8W	7.9W
1000lm	8.3W	9.6W	11.2W
1300lm	11.9W	13.6W	16.0W
2000lm	18.0W	20.1W	23.7W

Medium Reflector 40° / Wide Reflector 60°

	CRI80+ / Vibrancy 80	Designer Series CRI90	CRI98 / Vibrancy 98 / Beauty Series
500lm	4.4W	5.2W	5.6W
700lm	6.0W	6.8W	7.9W
1000lm	8.3W	9.6W	11.2W
1300lm	11.9W	13.6W	16.0W
2000lm	18.0W	20.1W	23.7W
3000lm	29.7W	-	-

XOB - Total Circuit Wattage

Spot Lens 10°

	Designer Series CRI90
500lm	5.9W
700lm	7.6W

Narrow Spot Lens 15° / Narrow Lens 25°

	Designer Series CRI90
500lm	5.3W
700lm	7.1W
1000lm	9.8W
1300lm	11.8W

Medium Lens 40° / Wide Lens 55°

	Designer Series CRI90
500lm	5.3W
700lm	7.1W
1000lm	9.8W
1300lm	11.8W
2000lm	17.5W

Medium Reflector 45° / Wide Reflector 60°

	Designer Series CRI90
500lm	5.3W
700lm	7.1W
1000lm	9.8W
1300lm	11.8W
2000lm	17.5W
3000lm	25.9W

Imp Pin Hole

Paint Finish

Bezel



White
RAL 9010



Black
RAL 9017



Satin Nickel



Custom Colour