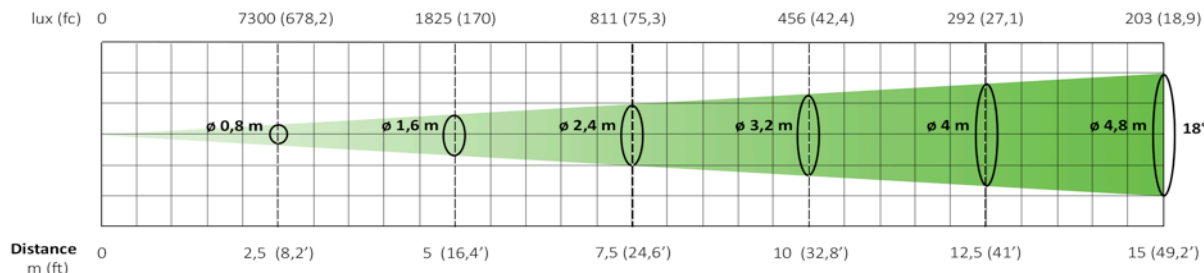


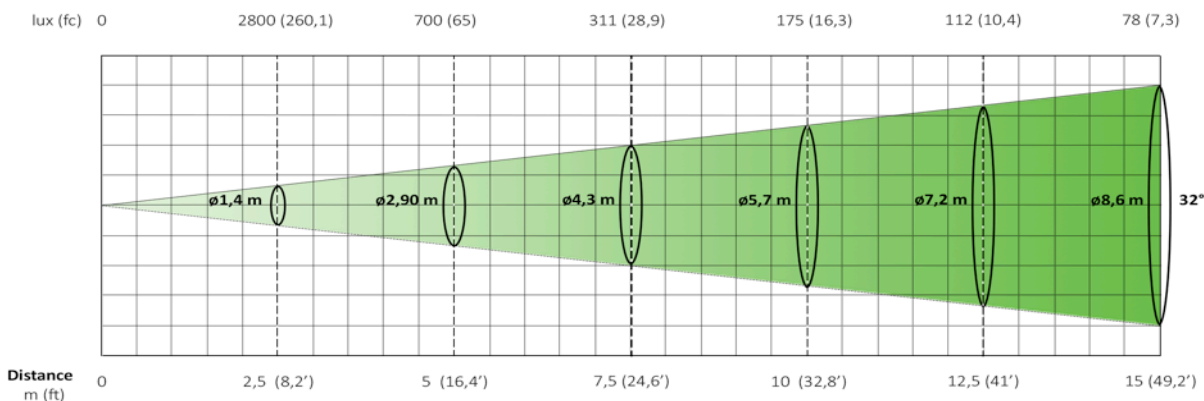
PHOTOMETRIC DIAGRAMS

SIGNUM 50W

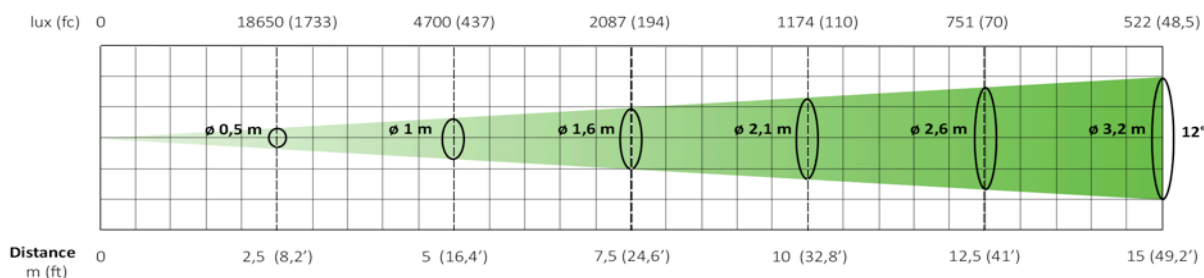
Projection Lens Focal 90 mm - Angle aperture 18° (I.D. ø30mm)
 Total lumen output: 3.600 lm - Luminous efficacy: 72 lm/W - Optical Efficiency: 51%



Projection Lens Focal 56 mm - Angle aperture 32° (I.D. ø30mm)
 Total lumen output: 4.000 lm - Luminous efficacy: 80 lm/W - Optical Efficiency: 56%



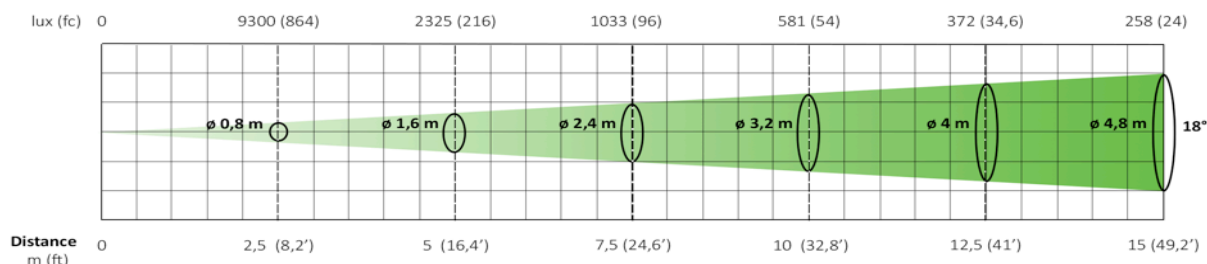
Projection Lens Focal 140 mm - Angle aperture 12° (I.D. ø30mm)
 Total lumen output: 3.460 lm - Luminous efficacy: 69 lm/W - Optical Efficiency: 49%



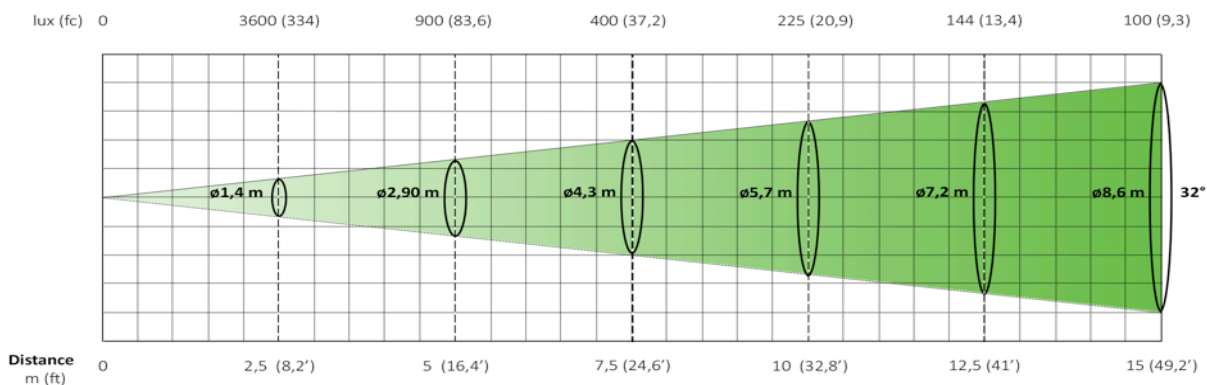
PHOTOMETRIC DIAGRAMS

SIGNUM 75W

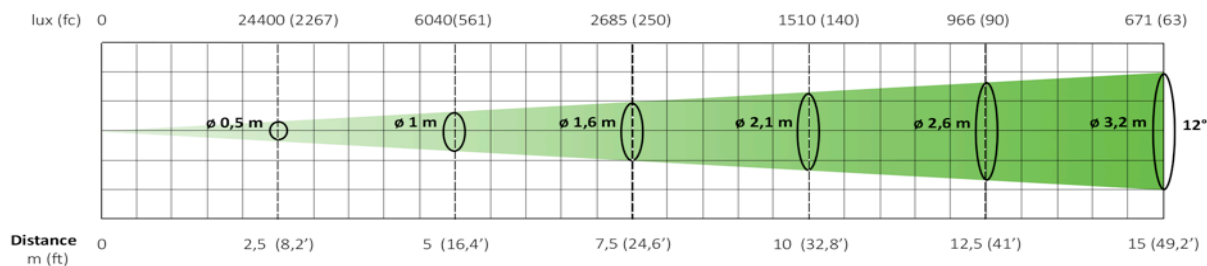
Projection Lens Focal 90 mm - Angle aperture 18° (I.D. ø30mm)
 Total lumen output: 4.900 lm - Luminous efficacy: 66 lm/W - Optical Efficiency: 51%



Projection Lens Focal 56 mm - Angle aperture 32° (I.D. ø30mm)
 Total lumen output: 5.400 lm - Luminous efficacy: 72 lm/W - Optical Efficiency: 56%



Projection Lens Focal 140 mm - Angle aperture 12° (I.D. ø30mm)
 Total lumen output: 4650 lm - Luminous efficacy: 62 lm/W - Optical Efficiency: 48%



Discover all **OPTIONAL ACCESSORIES** on <https://store.goboservice.com/en/projectors-accessories.html>

